

**PRODUCT LINEUP: SPLIT**

NEW

# Wall Mounted ECO Range

Comfort for Large Room



Model: ASYG18KLCA / ASYG24KLCA



Wireless R.C.



For ASYG18KLCA



For ASYG24KLCA

**Specifications**

Model No.	Indoor unit		Outdoor unit		ASYG18KLCA	ASYG24KLCA	
	Outdoor unit		AOYG18KLTA		AOYG24KLTA		
Power Source					Single-phase ~230V, 50Hz		
Capacity	Cooling	kW			5.2(0.9~5.5)	7.1(0.9~7.7)	
	Heating	kW			6.3(0.6~6.6)	8.0(0.9~9.0)	
Input Power	Cooling/Heating	kW			1.685/1.80	2.42/2.225	
EER	Cooling				3.09	2.93	
	Heating	W/W			3.50	3.60	
COP	Cooling/Heating(-10°C)	kW			5.20/4.80	7.10/7.10	
Pdesign	Cooling				7.20	7.10	
SEER	Heating (Average)	W/W			4.30	4.00	
SCOP	Cooling				A++	A++	
Energy Efficiency Class	Heating (Average)				A+	A+	
Max. Operating Current	Cooling/Heating	A			9.5/13.5	13.5/17.5	
Annual Energy Consumption	Cooling	kWh/a			253	350	
	Heating	kWh/a			1563	2485	
Moisture Removal		l/h			1.9	3.1	
Sound Pressure Level	Indoor (Cooling)	H/M/L/Q			47/44/40/35	51/45/38/33	
	Indoor (Heating)	H/M/L/Q			50/45/41/37	52/45/41/37	
Sound Power Level	Outdoor (Cooling/Heating)	High	dB(A)			50/56	55/57
	Indoor (Cooling/Heating)	High	dB(A)			60/65	64/65
Airflow Rate	Indoor (Cooling/Heating)	High	m <sup>3</sup> /h			61/66	65/67
	Indoor / Outdoor	High	m <sup>3</sup> /h			cool:865/1830 heat:995/2265	cool:1040/2885 heat:1040/3030
Net Dimensions H x W x D	Indoor		mm			293*790*249	293*790*249
			kg (lbs)			9.5	9.5
Weight	Outdoor		mm			542*799*290	632*799*290
			kg (lbs)			33	38
Connection Pipe Diameter (Liquid / Gas)			mm			6.35/9.52	6.35/12.70
Drain hose Diameter (I.D./O.D.)			mm			13.8/15.8 to 16.7	13.8/15.8 to 16.7
Max Pipe Length (Pre-Charge)			m			25 (15)	30 (15)
Max Height Difference						20	25
Operation Range	Cooling		°CDB			-10 to 46	-10 to 46
	Heating		°CDB			-15 to 24	-15 to 24
Refrigerant	Type (Global Warming Potential)					R32(675)	R32(675)
	Charge	kg(CO2eq-1)					0.85(0.574)

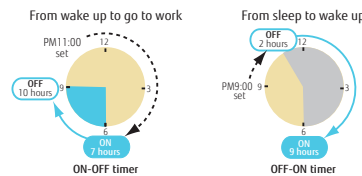
**Narrow width & Compact Design**

Powerful airflow is realized despite 790mm width compact design.



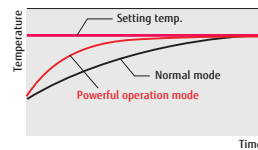
**ON-OFF Programmable timer**

You can set an integrated ON-OFF or OFF-ON timer suitable for your life style. (Setting time: 0.5, 1, 1.5, 2, 2.5, -----9.5, 10, 11, 12 hours)



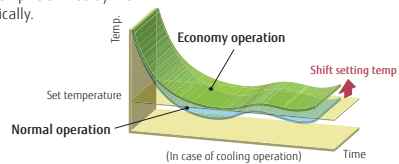
**Powerful operation**

20 minutes continuous operation by maximum airflow and maximum compressor speed is possible. Rapid cooling and heating makes the room comfortable quickly.

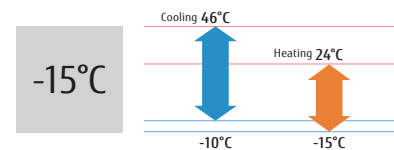


**Economy operation**

Setting temp. is shifted by 1°C automatically.



**Low ambient operation**



**Optional parts**

Remote Controller Holder: UTZ-RXLA

**Dimensions**

(Unit : mm)

